



# **Stellar Converter for Mail 2.0**

## **Installation Guide**



# Overview

**Stellar Converter for Mail** software converts mailboxes from Apple Mail (MBOX, EMLX), Thunderbird (MBOX), PostBox (MBOX), Outlook 2011 Backup File 2011 (OLM), Eudora (MBOX), SeaMonkey (MBOX), MailMate (EML), Outspring Mail (EML, F.EML) and Opera Mail (MBS) to Apple Mail (MBOX) and Outlook 2011 (RGE). You can import converted mailboxes in Apple Mail / Outlook 2011 to view complete mail body, including attachments. The software converts all emails, including attachments, without making any changes to the folder organization.

## What's New in this version?

- Supports preview of converted mails.
- New and enhanced GUI.
- Converts Eudora (MBOX) to Outlook 2011 (RGE) as well as Apple Mail (MBOX)
- Converts SeaMonkey (MBOX) to Outlook 2011 (RGE) as well as Apple Mail (MBOX)
- Converts MailMate (EML) to Outlook 2011 (RGE) as well as Apple Mail (MBOX)
- Converts Outspring Mail (EML, F.EML) to Outlook 2011 (RGE) as well as Apple Mail (MBOX)
- Converts Opera Mail (MBS) to Outlook 2011 (RGE) as well as Apple Mail (MBOX)

## Key Features of Stellar Converter for Mail:

- Converts Apple Mail (MBOX) to Outlook 2011 (RGE)
- Converts Apple Mail (EMLX) to Outlook 2011 (RGE)
- Converts Outlook 2011 Backup File (OLM) to Apple Mail (MBOX)
- Converts Thunderbird (MBOX) to Outlook 2011 (RGE) as well as Apple Mail (MBOX)

- Converts PostBox (MBOX) to Outlook 2011 (RGE) as well as Apple Mail (MBOX)

# Installation Procedure

Before installing the software, check that your computer meets the minimum system requirements:

## Minimum System Requirements:

- **Processor** : Intel Processor
- **Operating System** : Mac OS X 10.7 and above
- **Memory** : 1 GB RAM

To install the software, follow these steps:

1. Unzip **StellarConverterforMail.dmg.zip** file.
2. Double-click the **dmg** file. This will mount a virtual volume - **StellarConverterforMail**.
3. Drag **StellarConverterforMail** application from mounted virtual volume to **Applications** folder.
4. To launch the software, double-click on **Stellar Converter for Mail** in **Applications** folder.
5. Accept the *License Agreement* and the main window of **Stellar Converter for Mail** software is displayed

**Note:** To remove the software, drag and drop **Stellar Converter for Mail** from **Applications** folder to **Trash**.

# Launching the Software

You can use any of the following methods to start **Stellar Converter for Mail**:

- Double-click **Stellar Converter for Mail** in **Applications** folder,

Or,

- Double-click **Stellar Converter for Mail** desktop shortcut (if you have created one),

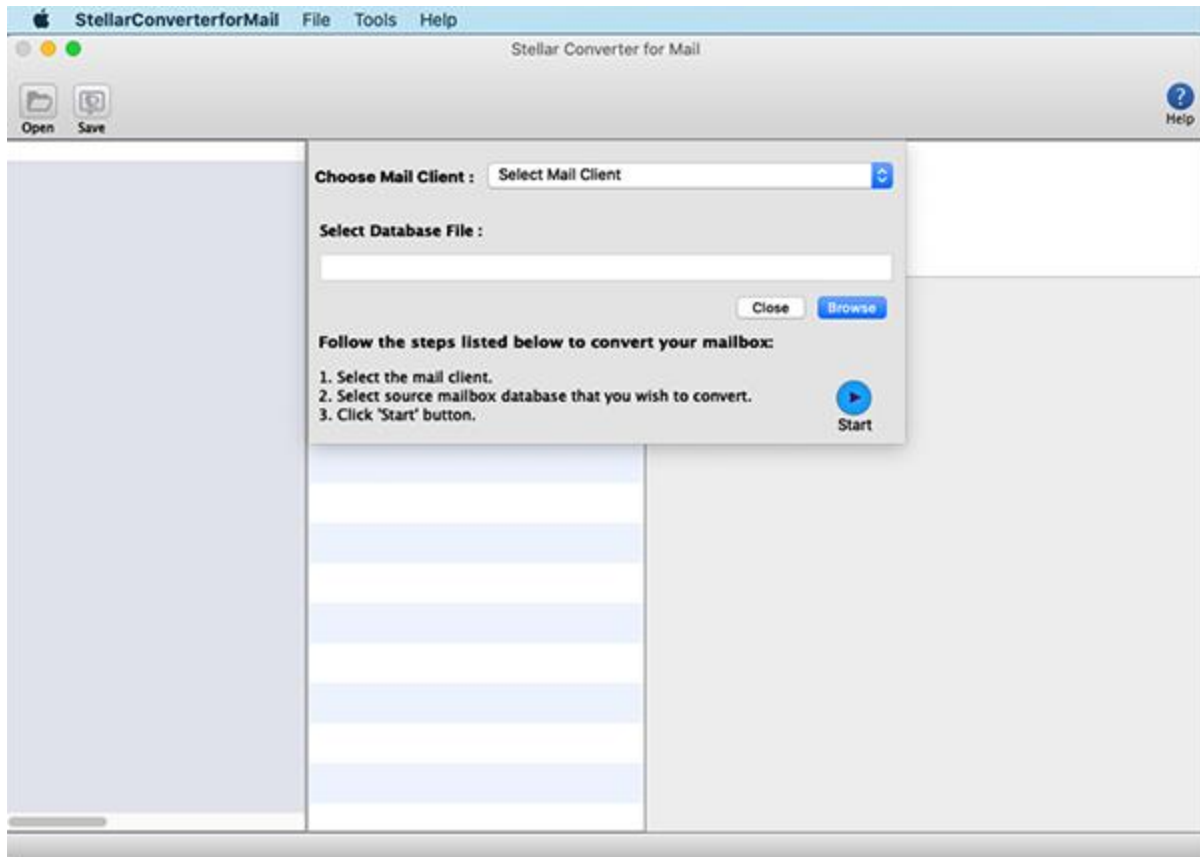
Or,

- Click **Stellar Converter for Mail** icon in the dock (if it exists).

# User Interface

**Stellar Converter for Mail** software has a very easy to use Graphical User Interface. User interface contains features required for conversion.

After launching the software, you will see the main user interface as shown below:



The user interface contains Menus and Buttons that let you access various features of the software with ease.

# Menus

## StellarConverterforMail Menu

### About StellarConverterforMail

Use this option to read more information about the software.

### Services

Use this option to browse the services offered by the software.

### Hide StellarConverterforMail

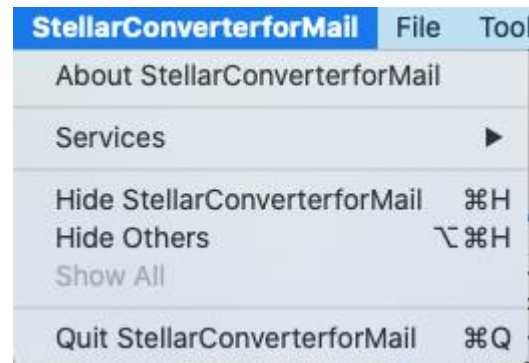
Use this option to hide the icon of this software on your screen.

### Hide Others

Use this option to hide other software icons on your screen.

### Quit StellarConverterforMail

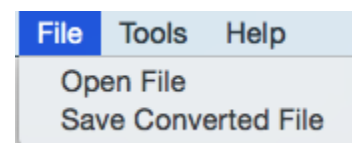
Use this option to quit **Stellar Converter for Mail**.



## File Menu

### Open File

Click on this option and select the desired file from which you want to convert the data.





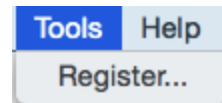
## Save Converted File

Use this option to save the converted file in the desired location.

## Tools Menu

### Register

Use this option to register the software after purchasing.



## Help Menu

### Help Topics

Use this option to view the help manual for the software.

### Order Stellar Converter for Mail

Use this option to [buy](#) **Stellar Converter for Mail**.

### Email to Stellar Support

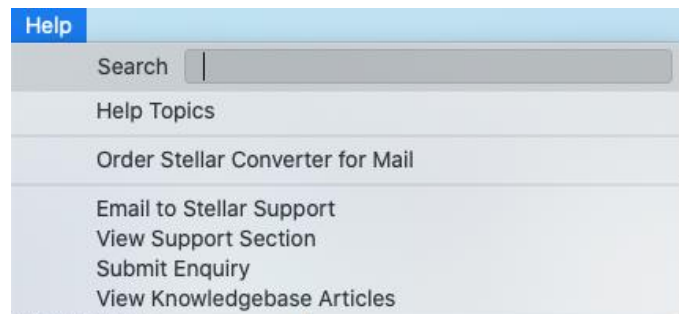
Use this option to [send an e-mail](#) to [stellarinfo.com](#).

### View Support Section

Use this option to view [support page](#) of [stellarinfo.com](#).

### Submit Enquiry

Use this option to [submit enquiry](#) to [stellarinfo.com](#).



## **View Knowledgebase Articles**

Use this option to visit [Knowledgebase](#) articles of [stellarinfo.com](#).

# Buttons



Click this button to open help manual for the software.



Click this button to select the desired file from which you want to convert the data.



Click this button to save the converted file in the desired location.



Click this button to start the conversion process.



Click this button to stop the conversion process.

## Ordering the Software

Click [here](#) to know more about **Stellar Converter for Mail**.

To purchase the software online, please visit <http://www.stellarinfo.com/email-tools/email-converter-mac/buy-now.php>

Alternatively, click **Order Stellar Converter for Mail** in **Help Menu** to purchase the software online.

Select either of the methods given above to purchase the software.

Once the order is confirmed, a serial number will be sent to you through e-mail, which would be required to activate the software.

# Registering the Software

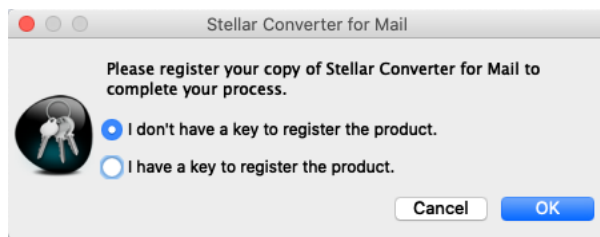
To register **Stellar Converter for Mail**:

1. Select **Register** from **Tools** menu.
2. If you have the key, select **I have a key to register the product** from **Stellar Converter for Mail** dialog box and click **OK**. Enter the registration key and click **OK** to register the software.

Or,

If you don't have the registration key, select **I don't have a key to register the product** to purchase the software online. Once you purchase the software, you'll get the key required to register the software.

3. If entered key is valid, **Product is registered successfully** message will be displayed. Click **OK**.



# Stellar Support

Our **Technical Support** professionals will give an appropriate solution to all your queries related to **Stellar products**.

You can either call us or go to our **online support** section at <http://www.stellarinfo.com/support/>

For price details and to **place an order**, click <http://www.stellarinfo.com/email-tools/email-converter-mac/buy-now.php>

**Chat Live** with an **Online technician** at <http://www.stellarinfo.com/>

Search in our extensive **Knowledgebase** at <http://www.stellarinfo.com/support/kb/>

**Submit enquiry** at <http://www.stellarinfo.com/support/enquiry.php>

**E-mail** to Stellar Support at [support@stellarinfo.com](mailto:support@stellarinfo.com)