



Stellar Repair for MySQL

User Guide 7.0

1.1. About Stellar Repair for MySQL

Stellar Repair for MySQL is designed to repair data from damaged or corrupt MySQL database. Using strong algorithm, the software does a complete repair of the corrupt MySQL database and efficiently repairs almost every bit of information without deleting or modifying original data. Even heavily damaged database can be optimally repaired and restored with this software.

Stellar Repair for MySQL gives an option to select damaged or corrupt MySQL database. User can select databases from different locations. User can browse to locate the desired databases. However, user should provide a root folder that contains at least one database and **ibdata** file for corresponding database. If corresponding **ibdata** file is unavailable for a database then it cannot be repaired.

After repairing, **Stellar Repair for MySQL** provides preview of database in a tree structure. User can view the components of selected database and can save desired components.

The software also shows details of ongoing process in a **Log Report** pane. These details can be saved as a text file.

Key features:

- Repairs database created using database storage engines of MySQL-MyISAM and Innodb.
- Repairs primary keys, unique keys, relations and tables.
- Repairs MySQL objects such as Views and Triggers in the form of query.
- Repairs all data types except spatial data types.
- Repairs data on which default and auto-increment properties are applied.
- Repairs and shows preview of table properties.
- Shows preview of queries of Views and Triggers.
- Find option to search items of database while previewing.
- Option to save in CSV, HTML and XLS format.
- Support for new format of **Date**, **Datetime**, **Timestamp** and **Time** data type in MySQL 5.6 and above.
- Supports MySQL 8.x, 6.x, 5.x, 4.x, and 3.x (You need higher version of MySQL to repair 3.x files).
- Operating system: Ubuntu 16, 18 and 19.

1.3. Stellar Support

Our **Technical Support** professionals will give solutions for all your queries related to **Stellar** products.

- You can either call us or go online to our support section at <http://www.stellarinfo.com/support/>
- For price details and to place the order, click <https://www.stellarinfo.com/database-recovery/mysql-recovery/buy-now.php>
- Chat Live with an **Online** technician at <http://www.stellarinfo.com/>
- Search in our extensive **Knowledge Base** at <https://www.stellarinfo.com/support/kb/index.php/category/mysql-database-repair>
- Submit enquiry at <http://www.stellarinfo.com/support/enquiry.php>
- E-mail to Stellar Support at support@stellarinfo.com

1.4. Legal Notices

Copyright

Stellar Repair for MySQL software, accompanied user manual and documentation are copyright of Stellar Information Technology Private Limited, with all rights reserved. Under the copyright laws, this user manual cannot be reproduced in any form without the prior written permission of Stellar Information Technology Private Limited No Patent Liability is assumed, however, with respect to the use of the information contained herein.

Copyright © Stellar Information Technology Private Limited. INDIA.

Disclaimer

The Information contained in this manual, including but not limited to any product specifications, is subject to change without notice.

STELLAR INFORMATION TECHNOLOGY PRIVATE LIMITED PROVIDES NO WARRANTY WITH REGARD TO THIS MANUAL OR ANY OTHER INFORMATION CONTAINED HEREIN AND HEREBY EXPRESSLY DISCLAIMS ANY IMPLIED WARRANTIES OF MERCHANTABILITY OR FITNESS FOR ANY PARTICULAR PURPOSE WITH REGARD TO ANY OF THE FOREGOING STELLAR INFORMATION TECHNOLOGY PRIVATE LIMITED ASSUMES NO LIABILITY FOR ANY DAMAGES INCURRED DIRECTLY OR INDIRECTLY FROM ANY TECHNICAL OR TYPOGRAPHICAL ERRORS OR OMISSIONS CONTAINED HEREIN OR FOR DISCREPANCIES BETWEEN THE PRODUCT AND THE MANUAL. IN NO EVENT SHALL STELLAR INFORMATION TECHNOLOGY PRIVATE LIMITED., BE LIABLE FOR ANY INCIDENTAL, CONSEQUENTIAL SPECIAL, OR EXEMPLARY DAMAGES, WHETHER BASED ON TORT, CONTRACT OR OTHERWISE, ARISING OUT OF OR IN CONNECTION WITH THIS MANUAL OR ANY OTHER INFORMATION CONTAINED HEREIN OR THE USE THEREOF.

Trademarks

Stellar Repair for MySQL® is a registered trademark of Stellar Information Technology Private Limited.

The name MySQL is trademarked and may only be used with the trademark holder's permission.

<http://www.mysql.com/company/legal/trademark.html>

All Trademarks Acknowledged.

All other brands and product names are trademarks or registered trademarks of their respective companies.

END USER LICENSE AGREEMENT

PLEASE READ THIS AGREEMENT CAREFULLY. BY DOWNLOADING, INSTALLING, COPYING, ACCESSING OR USING THIS SOFTWARE, ALL OR ANY PORTION OF THIS SOFTWARE, YOU (HEREINAFTER "CUSTOMER") ACCEPT ALL THE TERMS AND CONDITIONS OF THIS AGREEMENT WHICH WILL BIND YOU. THE TERMS OF THIS LICENSE INCLUDE, IN PARTICULAR, LIMITATIONS ON LIABILITY CLAUSE.

IF YOU DO NOT AGREE TO THE TERMS OF THIS LICENSE, WE WILL NOT LICENSE THE SOFTWARE AND DOCUMENTATION TO YOU AND YOU MUST DISCONTINUE THE INSTALLATION PROCESS NOW, AND PROMPTLY RETURN THE SOFTWARE AND PROOF OF ENTITLEMENT TO THE PARTY FROM WHOM YOU ACQUIRED THE SOFTWARE.

1. Definitions.

1.1 "**Stellar**" means Stellar Information Technology Pvt. Ltd., having its registered office at 205, Skipper Corner, 88, Nehru Place, New Delhi, India 110019.

1.2 "**Compatible Computer**" means a Computer with the recommended operating system and hardware configuration as stated in the Documentation.

1.3 "**Computer**" means a virtual or physical device that accepts information in digital or similar form and manipulates it for a specific result based on a sequence of instructions, including without limitation desktop computers, laptops, tablets, mobile devices, telecommunication devices, Internet-connected devices, and hardware products capable of operating a wide variety of productivity, entertainment, or other software applications.

1.4 "**Customer**" means you and any legal entity that obtained the Software and on whose behalf it is used; for example, and as applicable, your employer.

1.5 "**Permitted Number**" means one (1) unless otherwise indicated under a valid license (e.g., volume license) granted by Stellar.

1.6 "**Software**" means (a) all of the information with which this agreement is provided, including but not limited to: (i) all software files and other computer information; (ii) any proprietary scripting logic embedded within exported file formats (iii) images, sounds, clip art, video and other works bundled with Stellar software or made available by Stellar on Stellar's website for use with the Stellar software and not obtained from Stellar through a separate service (unless otherwise noted within that service) or from another party ("Content Files"); (iv) related explanatory written materials and files ("Documentation"); and (v) any modified versions and copies of, and upgrades, updates, and additions to, such information, provided to Customer by Stellar at any time, to the extent not provided under separate terms (collectively, "Updates").

2. LICENSE GRANT; PROPRIETARY RIGHTS

Right to use the Software: Subject to the terms and conditions of this Agreement, Stellar grants Customer a non-exclusive, non-transferable right, revocable and limited license to access and use the Software and Documentation on a single computer or workstation in a single location for your personal purposes (if you are a consumer) or your internal business purposes (if you are a business user) subject to the terms stated below. Customer must use the Technician License if using the software to provide professional or paid service to a third party (individual or company) and / or for any commercial purposes.

SINGLE USER LICENSE. The term means a SOFTWARE that may be installed and used only by a single USER on a single computer at any one time. Consequently, the SOFTWARE must not be installed, displayed, shared or used concurrently from the computer or on distinct computers. Single User License is granted to customer who is using STANDARD, PROFESSIONAL, PREMIUM or CORPORATE Edition of the Software.

MULTIPLE USER LICENSE. The term means a SOFTWARE that may be installed and used by a specified number of USERS representing an equivalent number of computers. The SOFTWARE must not be installed, displayed, shared or used from or on a number of computers greater than the number of workstations authorized. Multiple User License are associated with Technician & Toolkit Edition of the Software. MAXIMUM Installation and usage limit of this License in on 3 Computers.

3. LICENSE TYPES

3.1 **Evaluation Software/Trial version:** The Software is provided with or without License key which can be downloaded for free from Stellar's website. The Software may only be installed and used on Permitted Number of Compatible Computers during the License Term for demonstration, evaluation, and training purposes only. Evaluation Software or Trial version of the Software may be freely distributed, if the distribution package is not modified. No person or company may charge a fee for the distribution of trial version without written permission from the copyright holder.

3.2 **Subscription License:** For the Software available on a subscription-basis ("Subscription License"), Customer may install and use the Subscription License only on the Permitted Number of Compatible Computer during the License Term Period. Subject to the Permitted Number of Computers for the Subscription License, Customer agrees that Stellar may change the type of Software (such as specific components, versions, platforms, languages, etc.) included in the Subscription License at any time and shall not be liable to the Customer whatsoever for such change. Ongoing access to a Subscription License requires a recurring Internet connection to activate, renew, and validate the license. If Stellar does not receive the recurring subscription payment or cannot validate the license periodically, then the Software may become inactive without additional notice until Stellar receives the payment or validates the license.

3.3 Lifetime License: Once registered, user is granted an exclusive license to use the Software for maximum period of 10 years on the same computer with same configuration and operating system which is compatible with the software. If the computer hardware or software is changed during the lifetime of the license which is not compatible with the original purchased version; then user may need to additionally purchase the upgraded version of the software.

4. SOFTWARE SUPPORT.

Support will only be provided to only license customer for a period of 1 Year from the date of purchase. Queries regarding the installation and use of the software should be submitted by e-mail which get responded usually within 24 Business Hours.

Free Technical Support is provided for 1 Year from the date of purchase, if your license term is greater than 1 year then you may avail Technical Support by paying additional fee applicable at that time. Paid support can be purchased for Lifetime License only upto a maximum period of next 2 years. Stellar will not assist customers for any support request related to the Software after 3 years from the purchase of the software.

5. INTELLECTUAL PROPERTY OWNERSHIP.

The Software and any authorized copies that Customer makes are the intellectual property of and are owned by Stellar. The structure, organization, and source code of the Software are the valuable trade secrets and confidential information of Stellar Information Technology Pvt. Ltd. The Software is protected by law, including but not limited to the copyright laws of the United States and other countries, and by international treaty provisions. Except as expressly stated herein, this agreement does not grant Customer any intellectual property rights in the Software. All rights not expressly granted are reserved by Stellar.

6. RESTRICTIONS & REQUIREMENTS.

6.1 **Proprietary Notices.** Any permitted copy of the Software (including without limitation Documentation) that Customer makes must contain the same copyright and other proprietary notices that appear on or in the Software.

6.2 **Use Obligations.** Customer agrees that it will not use the Software other than as permitted by this agreement and that it will not use the Software in a manner inconsistent with its design or Documentation.

6.3 **No Modifications.** Customer shall not modify, adapt, tamper with, translate or create Derivative Works of the Software or the Documentation; combine or merge any part of the Software or Documentation with or into any other software or documentation; or refer to or otherwise use the Software as part of any effort to develop software (including any routine, script, code, or program) having any functional attributes, visual expressions or other features similar to those

of the Software to compete with Stellar;

except with Stellar's prior written permission, publish any performance or benchmark tests or analysis relating to the Software;

6.4 **No Reverse Engineering.** Customer shall not reverse engineer, decompile, disassemble, or otherwise attempt to discover the source code of the Software.

6.5 **No Unbundling.** The Software may include various applications and components, may allow access to different Stellar Online Channels, may support multiple platforms and languages, and may be provided to Customer on multiple media or in multiple copies. Nonetheless, the Software is designed and provided to Customer as a single product to be used as a single product on Computers as permitted herein. Unless otherwise permitted in the Documentation, Customer is not required to install all component parts of the Software, but Customer shall not unbundle the component parts of the Software for use on different Computers.

6.6 Customer will not remove, erase, obscure or tamper with any copyright or any other product identification or proprietary rights notices, seal or instructional label printed or stamped on, affixed to, or encoded or recorded in or on any Software or Documentation; or fail to preserve all copyright and other proprietary notices in all copies Company makes of the Software and Documentation;

6.7 Customer will not run or operate the Software in a cloud, Internet-based computing or similar on-demand computing environment unless Company's Grant Letter or the applicable Product Entitlement Definitions specifically allows the use.

6.8 **No Transfer.** Customer will not rent, lease, sell, sublicense, assign, or transfer its rights in the software (including without limitation, software obtained through a web download), or authorize any portion of the software to be copied onto another individual or legal entity's computer except as may be expressly permitted herein.

7. COPYRIGHT/OWNERSHIP.

Customer acknowledges that all intellectual property rights in the Software and the Documentation anywhere in the world belong to, or are licensed to Stellar. The rights granted to you in the Software are licensed (not sold), and you have no rights in, or to, the Software or the Documentation other than the right to use them in accordance with the terms of this License. The Software, its source code and Documentation are proprietary products of Stellar Information Technology Pvt. Ltd. ("Stellar") to provide the License and are protected by copyright and other intellectual property laws. Stellar shall at all times retain all rights, title, interest, including intellectual property rights, in the Software or Documentation.

8. WARRANTIES.

The licensed software (excluding the media on which it is distributed) and all Stellar related websites and services are provided to licensee 'AS IS' and "AS AVAILABLE," and Stellar and its suppliers and licensors make NO WARRANTY as to their use or performance. Stellar and its suppliers and licensors make NO WARRANTIES OR REPRESENTATIONS (express or implied, whether by statute, common law, custom, usage, or otherwise) as to any matter including without limitation to quality, availability, performance or functionality of the licensed software or any related Stellar websites or services; quality or accuracy of any information obtained from or available through use of the licensed software or related Stellar websites or services; any representation or warranty that the use of the licensed software or any related Stellar websites or services will be uninterrupted or always available (whether due to internet failure or otherwise), error-free, free of viruses or other harmful components or operate on or with any particular hardware, platform or software; non-infringement of third-party rights, merchantability, integration, satisfactory quality, or fitness for any particular purpose, except for, and only to the extent, that a warranty may not be excluded or limited by applicable law in licensee's jurisdiction.

9. DATA PROTECTION.

You understand that by using the Licensed Software, you consent and agree to the collection and use of certain information about you and your use of the Licensed Software in accordance with Stellar's Privacy Policy. You further consent and agree that Stellar may collect, use, transmit, process and maintain information related to your Account, and any devices or computers registered thereunder, for purposes of providing the Licensed Software, and any features therein, to you. Information collected by Stellar when you use the Licensed Software may also include technical or diagnostic information related to your use that may be used by Stellar to support, improve and enhance Stellar's products and services. For more information please read our full privacy policy at "<https://www.stellarinfo.com>", on the section Privacy Policy. You further understand and agree that this information may be transferred to the United States, India and/or other countries for storage, processing and use by Stellar, its affiliates, and/or their service providers. You hereby agree and consent to Stellar's and its partners' and licensors' collection, use, transmission, processing and maintenance of such location and account data to provide and improve such features or services.

10. INTERNET CONNECTIVITY & PRIVACY.

10.1 Automatic Connections to the Internet. The Software may cause Customer's Computer, without notice, to automatically connect to the Internet and to communicate with Stellar website or Stellar domain for purposes such as license validation and providing Customer with additional information, features, or functionality. Unless otherwise specified in Sections 10.2 through 10.5, the following provisions apply to all automatic Internet connections by the Software:

10.1.1 Whenever the Software makes an Internet connection and communicates with a Stellar website, whether automatically or due to explicit user request, the Privacy Policy shall apply. Stellar Privacy Policy allows tracking of website visits and it addresses in detail the topic of tracking and use of cookies, web beacons, and similar devices.

10.1.2 Whenever the Software connects to Stellar over the Internet, certain Customer information is collected and transmitted by the Software to Stellar pursuant to the Stellar Online Privacy Policy available at <https://www.stellarinfo.com/> under Privacy Policy section.

10.1.3 If Customer accesses Stellar Online Service or activates or registers the Software, then additional information such as Customer's ID, user name, and password may be transmitted to and stored by Stellar pursuant to the Privacy Policy and additional terms of use related to such Stellar Online Service.

10.1.4 Stellar, unless barred under applicable law, may (a) send Customer transactional messages to facilitate the Stellar Online Service or the activation or registration of the Software or Stellar Online Service, or (b) deliver in-product marketing to provide information about the Software and other Stellar products and Services using information including but not limited to platform version, version of the Software, license status, and language.

10.2 **Updating.** The Software may cause Customer's Computer, without additional notice, to automatically connect to the Internet (intermittently or on a regular basis) to (a) check for Updates that are available for download to and installation on the Computer and (b) notify Stellar of the results of installation attempts.

10.3 **Activation.** The Software may require Customer to (a) obtain Stellar Software Activation Key, (b) activate or reactivate the Software, (c) register the software, or (d) validate the Ownership. Such requirement may cause Customer's Computer to connect to the Internet without notice on install, on launch, and on a regular basis thereafter. Once connected, the Software will collect and transmit information to Stellar. Software or Customer may also receive information from Stellar related to Customer's license, subscription, or Ownership. Stellar may use such information to detect or prevent fraudulent or unauthorized use not in accordance with a valid license, subscription, or Ownership. Failure to activate or register the Software, validate the subscription or Ownership, or a determination by Stellar of fraudulent or unauthorized use of the Software may result in reduced functionality, inoperability of the Software, or a termination or suspension of the subscription or Ownership.

10.4 **Use of Online Services.** The Software may cause Customer's Computer, without additional notice and on an intermittent or regular basis, to automatically connect to the Internet to facilitate Customer's access to content and services that are provided by Stellar or third parties. In addition, the Software may, without additional notice, automatically connect to the Internet to update downloadable materials from these online services so as to provide immediate availability of these services even when Customer is offline.

10.5 Digital Certificates. The Software uses digital certificates to help Customer identify downloaded files (e.g., applications and/or content) and the publishers of those files. For example, Stellar uses digital certificates to help Customer identify the publisher of Stellar applications. Customer's Computer may connect to the Internet at the time of validation of a digital certificate.

11. LIMITATION OF LIABILITY

In no event shall Stellar or its suppliers be liable for any special, incidental, indirect, or consequential damages whatsoever (including, without limitation, damages for loss of business profits, business interruption, loss of business information, or any other pecuniary loss) arising out of the use of or inability to use the software product or the provision of or failure to provide support services, even if Stellar has been advised of the possibility of such damages. In any case, Stellar's entire liability under any provision shall be limited to the amount actually paid by you for the software product or a sum of US Dollars Five whichever is higher.

12. TERMINATION

If Customer breaches this EULA, and fails to cure any breach within 30 calendar days after request from Stellar, Stellar may terminate this EULA, whereupon all rights granted to Customer shall immediately cease including but not limited to the license granted to the customer to use the software which shall also stand revoked. Furthermore, upon termination, Customer shall return to Stellar all copies of the Licensed Software, or verify in writing that all copies of the Licensed Software have been destroyed and failure of the customer to do so would entitle Stellar to sue for relief in equity and damages.

13. JURISDICTION AND LAW

13.1 This EULA is subject to, and will be governed by and construed in accordance with the substantive laws applicable to the state of Delhi (India). Courts at Delhi, India alone shall have the jurisdiction to entertain any dispute arising out of the terms and conditions of this EULA and you consent to such jurisdiction of the courts at Delhi, India.

13.2 This EULA will not be governed by the conflict of law rules of any jurisdiction, or the United Nations Convention on Contracts for the International Sale of Goods, the application of which is expressly excluded.

14. GENERAL

14.1 This License is the complete statement of the agreement between the parties on the subject matter and merges and supersedes all other or prior understandings, purchase orders, agreements and arrangements.

14.2 The exclusions of warranties and liability limitations shall survive the termination of this EULA, howsoever caused; but this survival shall not imply or create any continued right to use the Licensed Software after termination of this EULA.

14.3 Licensee shall not ship, transfer, or export Licensed Software into any country or use Licensed Software in any manner prohibited by the applicable export control laws, notably where applicable, the United States Export Administration Act, restrictions, or regulations (collectively the 'Export Laws'.) All rights to use the Licensed Software are granted on condition that Licensee complies with the Export Laws, and all such rights are forfeited if Licensee fails to comply with the Export Laws.

14.4 Stellar reserves all rights not expressly granted to Licensee by this EULA All rights are reserved under the copyright laws of India and/or of other countries, to Stellar Information Technology Pvt Ltd, having its registered office at 205, Skipper Corner, 88, Nehru Place, New Delhi, India 110019.

14.5 There are no third party beneficiaries of any promises, obligations or representations made by Stellar herein.

14.6 Any waiver by Stellar of any violation of this License by you shall not constitute nor contribute to a waiver by Stellar of any other or future violation of the same provision or any other provision of this License.

14.7 This EULA constitutes the entire agreement between you and Stellar and it supersedes all prior or contemporaneous representations, discussions, undertakings, communications, agreements, arrangements, advertisements, and understandings regulating the Licensed Software. This EULA is binding on and made for the benefit of the parties and their successors and permitted assigns.

14.8 This EULA may only be modified, supplemented or amended by a writing signed by an authorized officer of Stellar.

Copyright © Stellar Information Technology Private Limited. All rights reserved.

1.5. About Stellar

stellar is the world's foremost Data Care corporation, with expertise in Data Recovery, Data Erasure, Mailbox Conversion, and File Repair software and services. Stellar has been in existence from past 25+ years and is a customer centric, critically acclaimed, global data recovery, data migration & erasure solutions provider with cost effective solutions available for large corporate, SMEs & Home Users.

Stellar has a strong presence across USA, Europe & Asia.

Product Line:

Stellar provides wide range of Do It Yourself (DIY) Software for Consumer as well as Software for Businesses:

Data Recovery

A widest range of data recovery software that helps you recover your valued data lost after accidental format, virus problems, software malfunction, file/directory deletion, or even sabotage!



[Know More -->](#)

File Repair

The most comprehensive range of file repair software for Windows, Mac and Linux. Recover your files, which have been infected by viruses, malwares or have been damaged by improper shutdown and other corruption-related issues.



[Know More -->](#)

Data Erasure

Best software for IT assets disposition. Secure and erase variety of storage media and files from PC/Laptop, Servers, Rack Drives or Mobile devices. Data once erased cannot be recovered by using any data recovery software or service.



[Know More -->](#)

Email Repair & Converter

Robust applications to restore inaccessible mailboxes of MS Exchange, Outlook, AppleMail, Thunderbird, Eudora, Spicebird, Entourage, and Pocomail mailbox. Also, tools to convert

Database Repair

Professional and reliable software to repair corrupt or damaged database for Microsoft SQL Server, QuickBooks®, Microsoft Access, SQLite and many more.

Email Backup Tools

Fully featured backup utilities that provides a comprehensive solution in case of any disaster. These software facilitates taking back up of all your mails, contacts, tasks, notes,

*mailboxes and database files
from one format to another.*

*calendar entries, journals etc.
with full & incremental backup
options.*



[Know More -->](#)

[Know More -->](#)

[Know More -->](#)

Photo and Video Tools

*Professional tools to rebuild
damaged or corrupt photos,
videos, audios, and other
multimedia files, from Window
and Mac systems. Recover
files from hard drives,
memory cards, iPods, USB
flash drives, digital cameras,
IBM Micro Drives and more.*

Utility Tools

*A range of utility software
such as SpeedUp Mac, Drive
Clone and Partition Manager
for Mac systems as well as
Password Recovery for
Windows and Password
Recovery for Windows Server
based systems*

Stellar Toolkits

*Stellar also provides toolkits
that are combination of
Powerful Tools Designed for
Data Recovery, File repair,
Mailbox repair and File
Conversion. All in one power
packed toolkits to meet the
need of every business.*



[Know More -->](#)

[Know More -->](#)

[Know More -->](#)

For more information about us, please visit www.stellarinfo.com.

2.1. Database Repair - Prerequisites

There are certain prerequisites for the database repair. Before starting the repairing process, ensure that-

- **MySQL** is installed on the system on which the repairing process needs to be performed.
- **MySQL** is installed with default configuration and **ibdata** file is stored at the same location as **MySQL** database.
- Free space same as the size of selected database is available on the drive on which database is stored.

2.2. Installation Procedure

Before beginning installation, make sure that the computer meets system requirements.

System Requirements:

- **Processor:** Pentium Class or above
- **Operating System:** Ubuntu 16.04 (32-bit and 64-bit) / Ubuntu 18.04 (64-bit) / Ubuntu 19.10 (64-bit)
- **Memory:** Minimum 2 GB (4 GB Recommended)
- **Hard Disk:** At least 250 MB of free space
- **MySQL Version:** 8.x / 6.x / 5.x / 4.x / 3.x

Installation Steps:

To install the software on Ubuntu, follow the steps given below:

1. Open **Terminal**.
2. Enter the command as given below:

```
$ sudo apt install app_name
```


Note: *app_name* here is the absolute path of **Stellar Repair for MySQL** package that you wish to install.

2.3. Launching the Software

To launch Stellar Repair for MySQL in Ubuntu:

- On your desktop, locate and click on the **Activities** to show the **Activities** overview.
- Locate the **Stellar Repair for MySQL** application in the list of applications or search by typing **Stellar Repair for MySQL** on the **Application Launcher Search** text-box on top of the screen.
- Select the **Stellar Repair for MySQL** application to launch it.
- Enter the system password to authenticate.

Privileges Required



Application needs privileges to repair MySQL database.
Enter Username and Password with privileges.

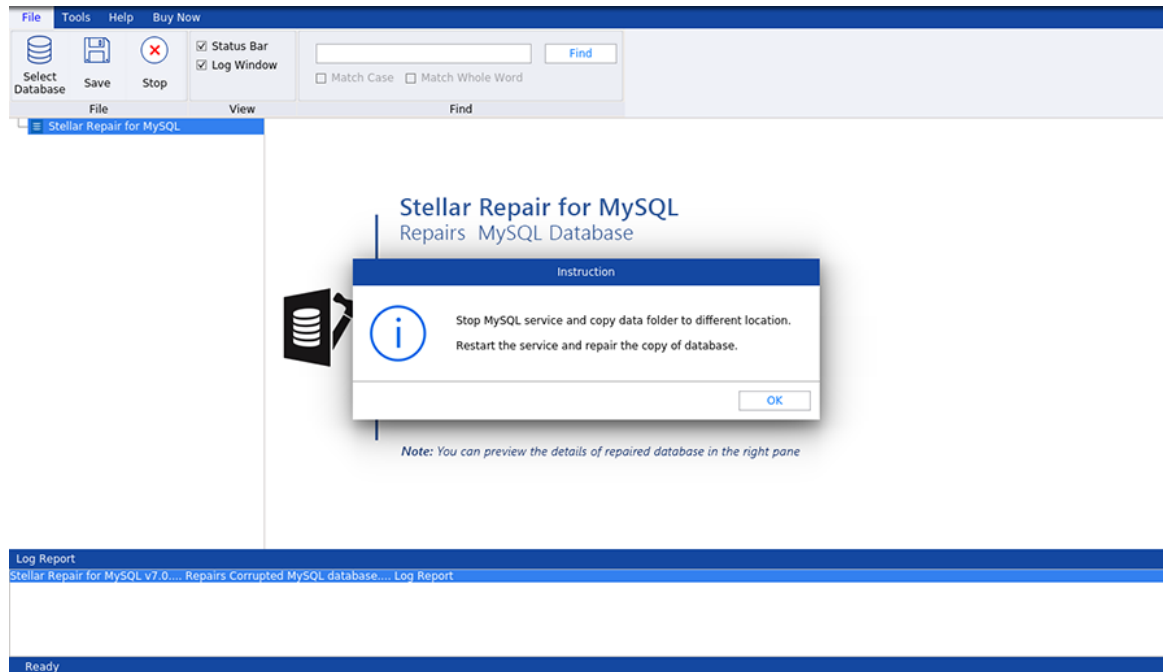
Username:

Password:

2.4. User interface

Stellar Repair for MySQL has a simple and user friendly interface that lets you access its various feature with ease.

After launching the program, you will see the interface as shown below:



The main user interface consists of Ribbons and Buttons.

2.4.1. Ribbons

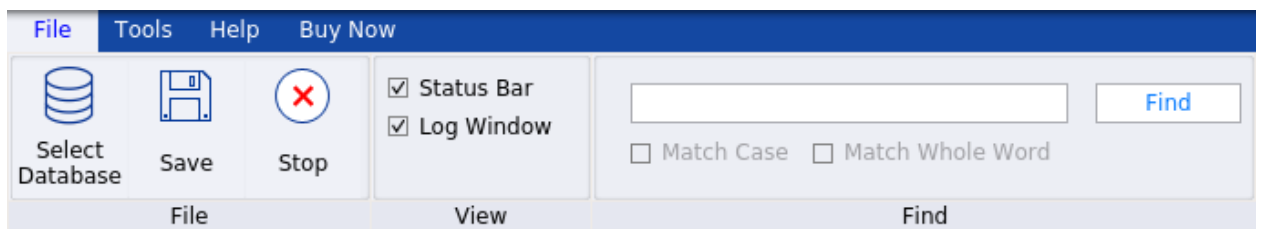
File Ribbon

Select Database

Use this option to select the corrupt MySQL database for repairing.

Save

Use this option to save the repaired MySQL database.



File Ribbon

Stop

Use this option to stop the running process.

View

Use this option to view or hide the **Status Bar** and

Log Window.

Find

Use this option to search a string in the database file.

Tools Ribbon

Save Log

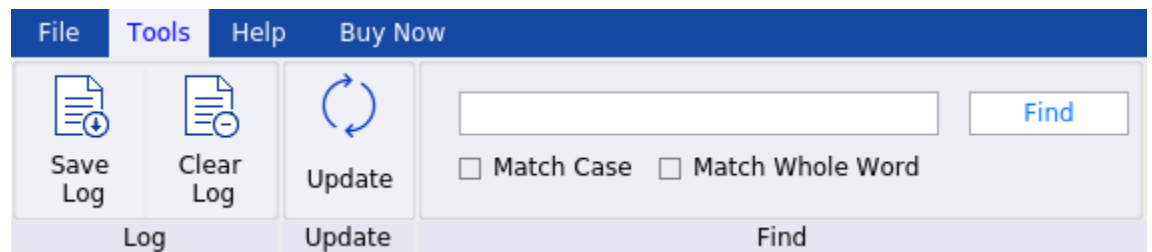
Use this option to save the log report.

Clear Log

Use this option to clear the log report.

Update

Use this option to update the software.



Tools Ribbon

Help Ribbon

Help Topics

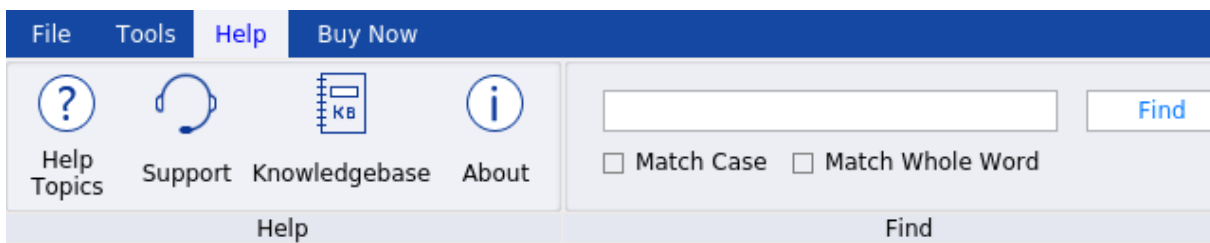
Software is accompanied by a descriptive help document. Use this option to view the help manual for the software.

Support

In case you don't find any related content in the help document or on the knowledgebase page that resolves your query, use this option view the [support page](#) of [stellarinfo.com](#) and contact the Stellar customer support.

Knowledgebase

Frequently asked questions and other common queries are available as knowledgebase



Help Ribbon

for your reference and to help you use the software to get the best outcome. Use this option to visit [Knowledgebase](#) articles of [stellarinfo.com](#).

About

Use this option to read more information about the software.

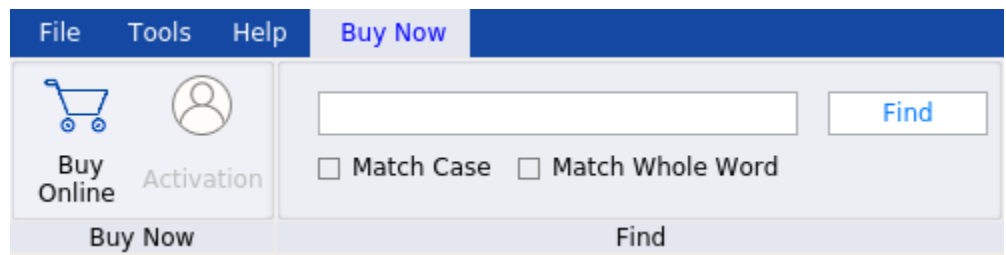
Buy Now Ribbon

Buy Online

Use this option to [buy Stellar Repair for MySQL](#).

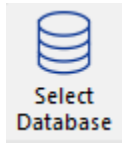
Activation

You can repair corrupt or damaged MySQL database files to recover as much data as possible using the trial version of the software. To save the repaired data, you need to purchase and activate it. Use this option to activate the software after the successful purchase.



Buy Ribbon

2.4.2. Buttons



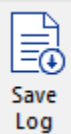
Click this button to open Select MySQL database dialog box.



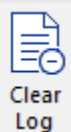
Click this button to save the repaired MySQL database.




Click this button to stop the repairing process.



Click this button to save the log report, which contains the details of the repairing process.



Click this button to clear the log report.




Click this button to activate the software after purchasing.



Click this button to update your software. Use this option to check for both, major and minor versions of the software.



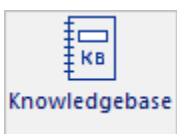
Click this button to purchase the software.



Click this button to open the help manual for **Stellar Repair for MySQL**.



Click this button to view support page of stellarinfo.com.



Click this button to visit the Knowledge Base articles of stellarinfo.com



Click this button to read more information about the software.

2.5. Ordering the Software

Click <https://www.stellarinfo.com/mysql-repair.php> to know more about **Stellar Repair for MySQL**.

To purchase the software online, please visit <https://www.stellarinfo.com/database-recovery/mysql-recovery/buy-now.php>

Alternatively, click on **Buy Online** icon in **Buy Now Ribbon** to purchase the software online.

Select either of the methods given above to purchase the software.

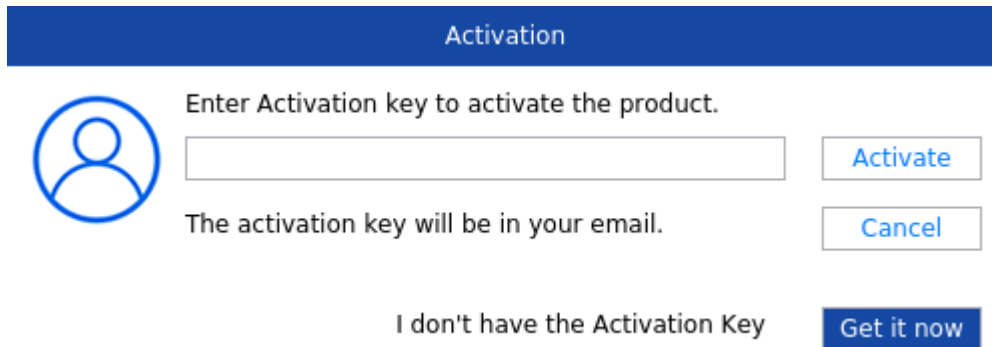
Once the order is confirmed, a key will be sent to you through e-mail, which would be required to activate the software.

2.6. Activating the Software

The demo version is just for evaluation purposes and must be eventually activated to use the full functionality of the software. The software can be activated using the Activation Key that you receive via email after purchasing the software.

To activate the software:

1. Run the demo version of **Stellar Repair for MySQL** software.
2. On the main user interface, click the **Activation** button in **Buy Now** ribbon icon. The **Activation** dialog is displayed as shown below:



Activation

Enter Activation key to activate the product.

The activation key will be in your email.

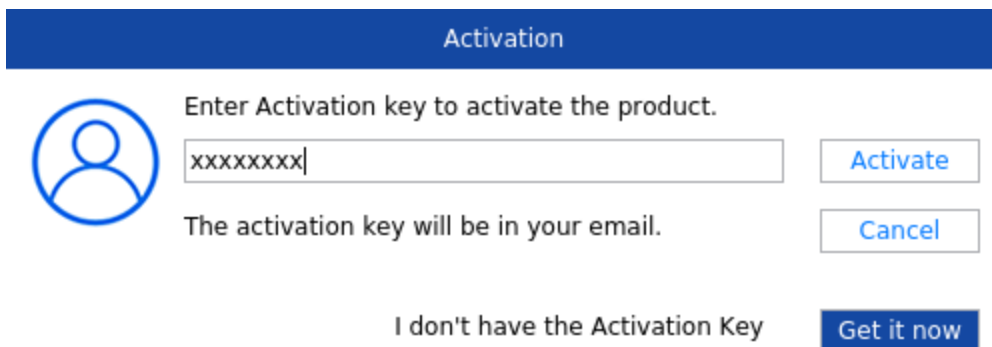
I don't have the Activation Key

Activate

Cancel

Get it now

3. If you don't have the activation key, click the **Get it now** in the dialog to go online and purchase the product.
4. Once the order is confirmed, an **Activation Key** will be sent to the email provided.
5. Type the **Activation Key** (received through email after purchasing the product) and click **Activate**.



Activation

Enter Activation key to activate the product.

The activation key will be in your email.

I don't have the Activation Key

Activate

Cancel

Get it now

6. If the key you entered is valid, the software will be activated successfully.
7. The '**Activation completed successfully**' message is displayed after the process gets completed successfully. Click **OK**.

2.7. Updating the Software

There are periodical software updates for **Stellar Repair for MySQL**. Using the update option, you can check for both the latest minor and major version available online. You can easily download the minor and major version through the update wizard. While updating the software, it's recommended to close all the running programs.

To start Stellar Repair for MySQL Update Wizard:

1. Run **Stellar Repair for MySQL** software.
2. Select **Update** from **Tools** Ribbon.
3. **Update** window pops up.
4. The wizard will start searching for the latest updates and if it finds any new version, a window will pop up indicating the availability an update.
5. Click **Next** and the software will start downloading update files from the server. When the process is complete, the software will updated to the latest version.

Live Update may not happen due to following reasons:

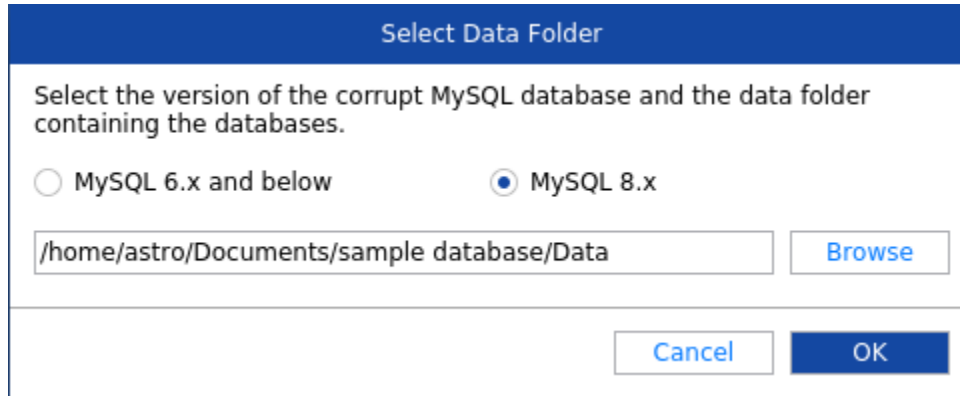
- Internet connection failure
- Unable to download configuration files
- Unable to locate updated files or version
- Unable to locate executable file

3.1. Select Database

In order to recover data from a corrupt/damaged MySQL database, you need to select the corrupt/damaged database. **Stellar Repair for MySQL** gives you an option to select database. User can select databases from different locations. User can browse to locate the desired database.

To select the database:

- Launch **Stellar Repair for MySQL**. Along with the main user interface, **Select Data Folder** window opens.

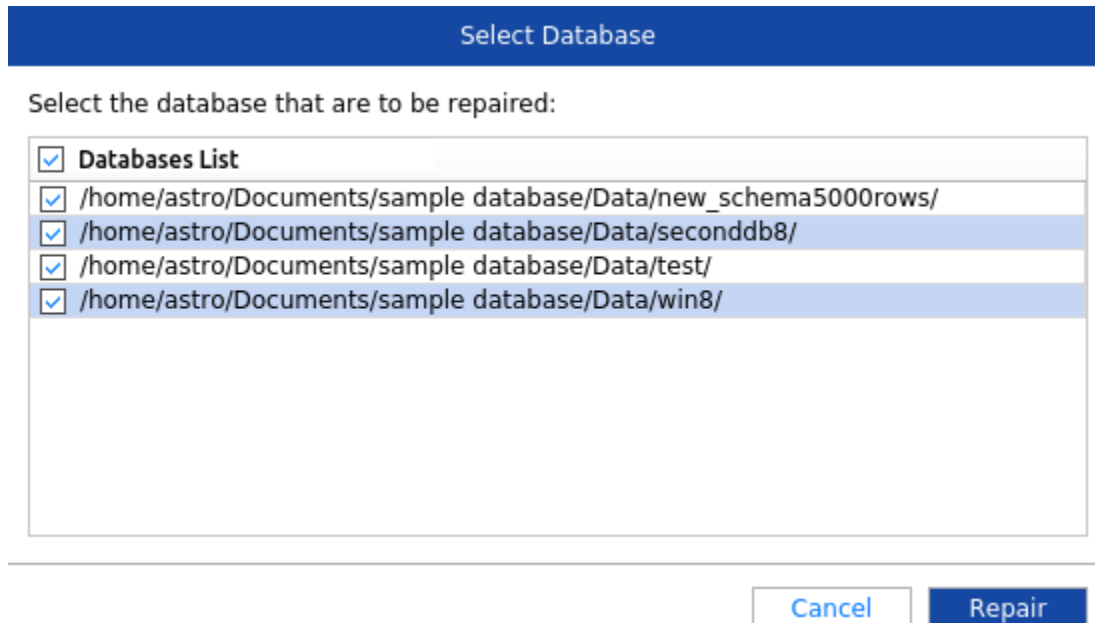


Select Data Folder

Select the version of the corrupt MySQL database and the data folder containing the databases.

MySQL 6.x and below MySQL 8.x

- Select **MySQL 8.x** radio button and click **Browse** to select the file to be repaired. *Browse for Folder* dialog box opens. Select the folder that contains database. Click **OK**.
- The list of all databases stored in the selected folder is displayed as shown here:

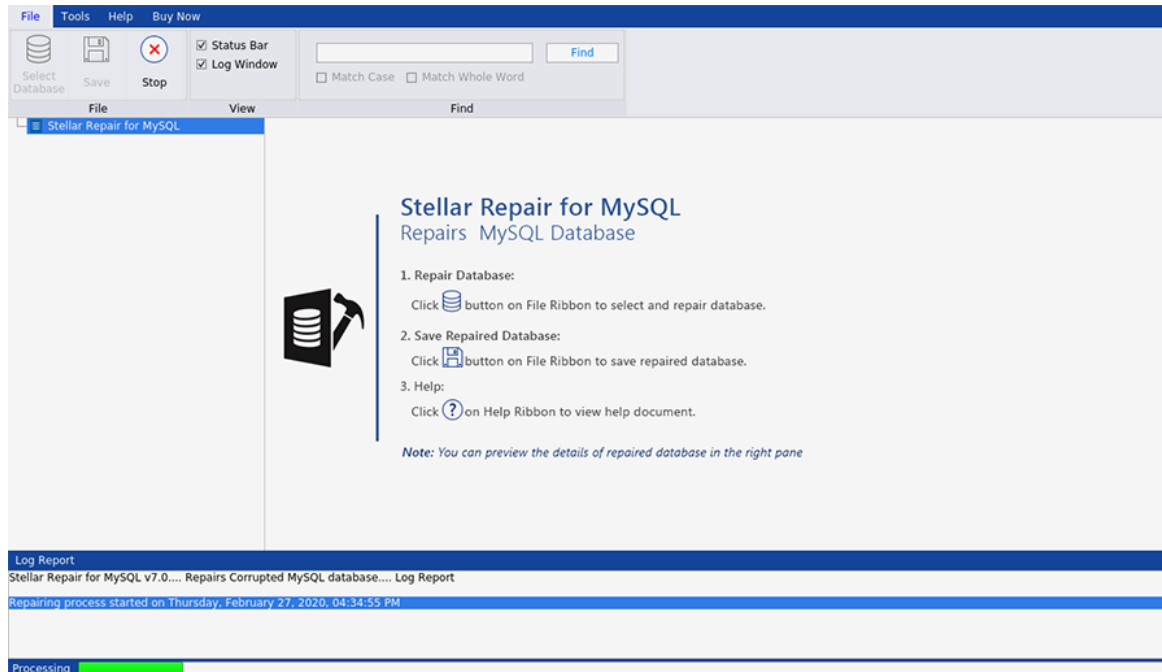


Select Database

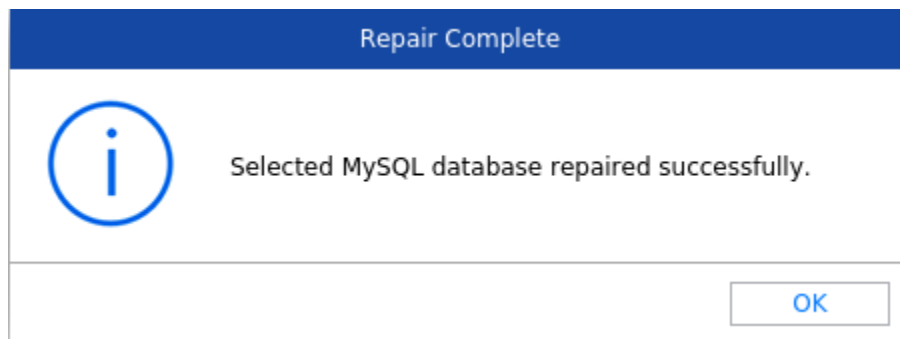
Select the database that are to be repaired:

<input checked="" type="checkbox"/> Databases List
<input checked="" type="checkbox"/> /home/astro/Documents/sample database/Data/new_schema5000rows/
<input checked="" type="checkbox"/> /home/astro/Documents/sample database/Data/seconddb8/
<input checked="" type="checkbox"/> /home/astro/Documents/sample database/Data/test/
<input checked="" type="checkbox"/> /home/astro/Documents/sample database/Data/win8/

- Click **Repair**. The software starts repairing the databases.



- **Repair Complete** dialog box displays. Click **OK**.



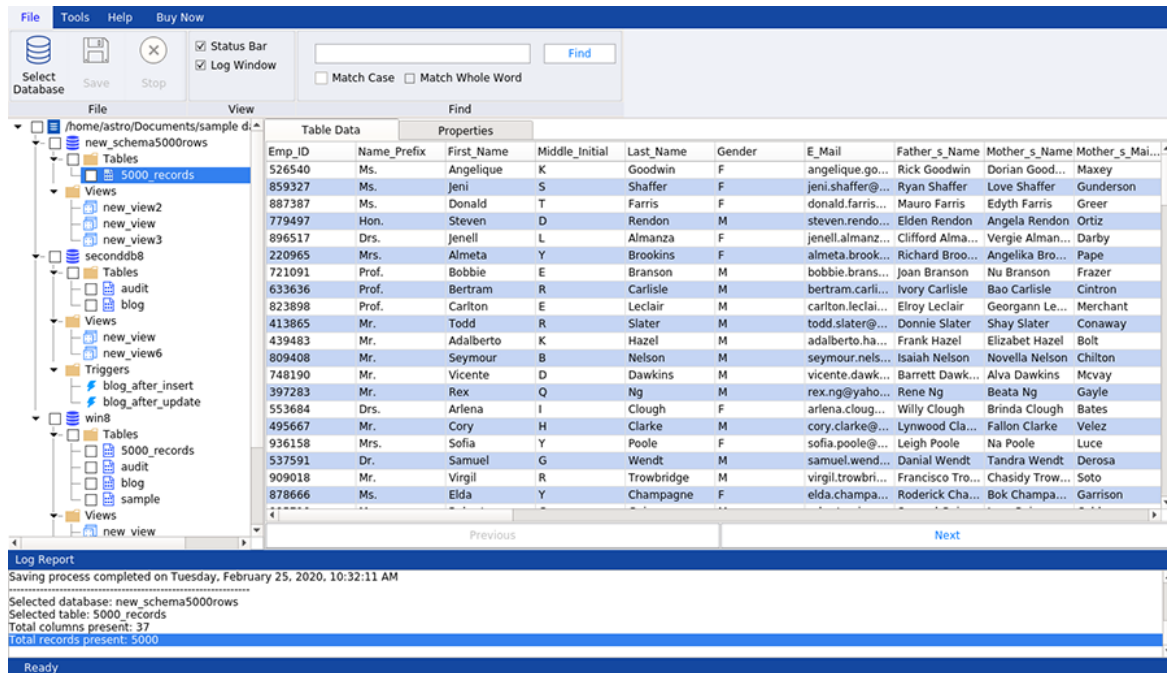
3.2. Preview Database

You can see preview of database whether MySQL is installed on your system or not.

- To see preview of database if MySQL is installed on your system, select database.
- To see preview of database created in MySQL on **Windows** platform, copy database, **ibdata** file from **Windows** system and paste them in **Linux** operating system and then select database manually.

After repairing is completed successfully, the left pane displays list of database and its components in a tree like structure under the root **Stellar Repair for MySQL** node. Expand the tree to view components of database. Select a component.

The right pane shows all details of the selected component.

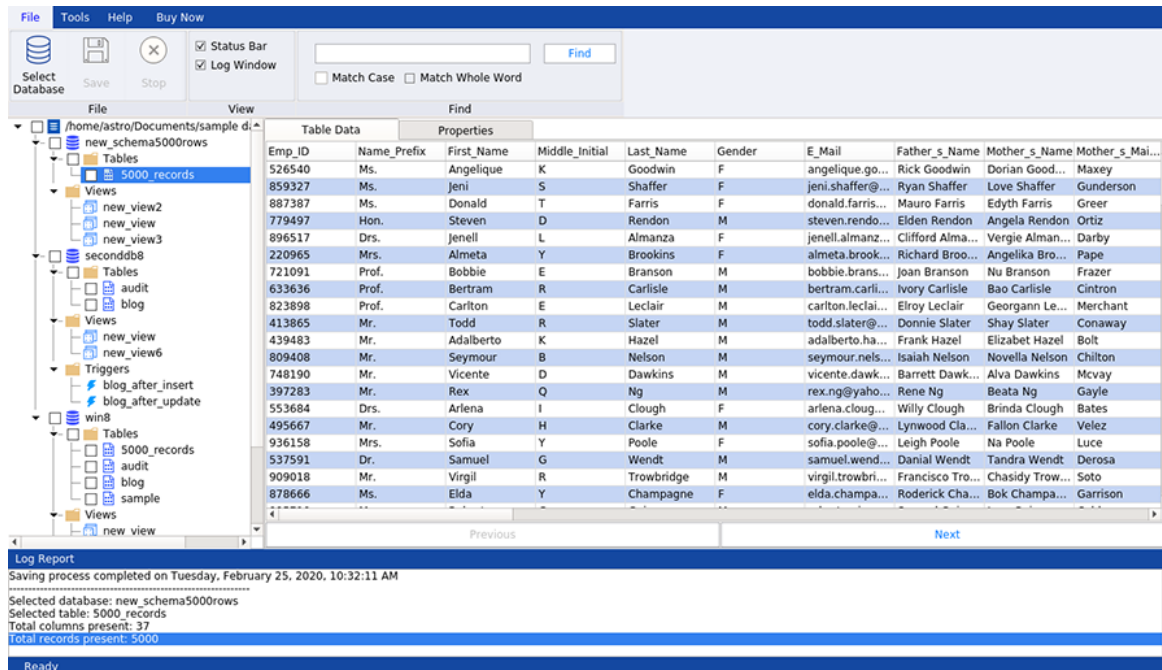


The screenshot displays the Stellar Repair for MySQL interface. The left pane shows a tree view of database components, including 'new_schema5000rows', '5000_records', 'new_view2', 'new_view3', 'seconddb8', 'audit', 'blog', 'new_view', 'new_view6', 'Triggers', 'blog_after_insert', 'blog_after_update', 'win8', '5000_records', 'audit', 'blog', 'sample', and 'new_view'. The right pane shows a table of data with the following columns: Emp_ID, Name_Prefix, First_Name, Middle_Initial, Last_Name, Gender, E-Mail, Father_s_Name, Mother_s_Name, and Mother_s_Mai... The table contains 20 rows of data. The bottom pane shows a log report with the following text: 'Log Report', 'Saving process completed on Tuesday, February 25, 2020, 10:32:11 AM', 'Selected database: new_schema5000rows', 'Selected table: 5000_records', 'Total columns present: 37', and 'Total records present: 5000'.

To preview details of a specific item of the tree, use **Search Tree Item** option on the ribbon. To search for specific item, type name of the desired item in **Find Items** search text box and click **Find** button. Continue clicking **Find** button to find more items with the same text as entered in search text box.

3.3. Save Database

After previewing database, you can save the repaired data.



- Either a single component or entire database can be saved. To save a single component, uncheck all the other components by clearing corresponding check boxes.
- Click **Save** button in **File** ribbon to save the repaired data. **Stellar Repair for MySQL** dialog box appears. Click **Yes**.

To save to MySQL database:

- Click **Save** button in **File** ribbon. **Save Database** dialog box displays.
- Select **MySQL** radio button.

Save Database

Save As

MySQL CSV HTML XLS

Connect To Server

Username:


Host Name\Server IP:

Password:

To save the repaired file in MySQL Server:

- Enter **Username Host Name/ Server IP, and Password**. Click **Save**.
- **'Save Complete'** dialog box displays.

Save Complete

 Saving process completed.

To save the repaired file to CSV , HTML or XLS format:

- After the repairing process gets completed, go to **File ribbon** and select **Save** option.
- **Save** dialog box will open. Select the required format.

Save Database

Save As

MySQL CSV HTML XLS

Destination Path:

Automatically open the destination folder after saving.

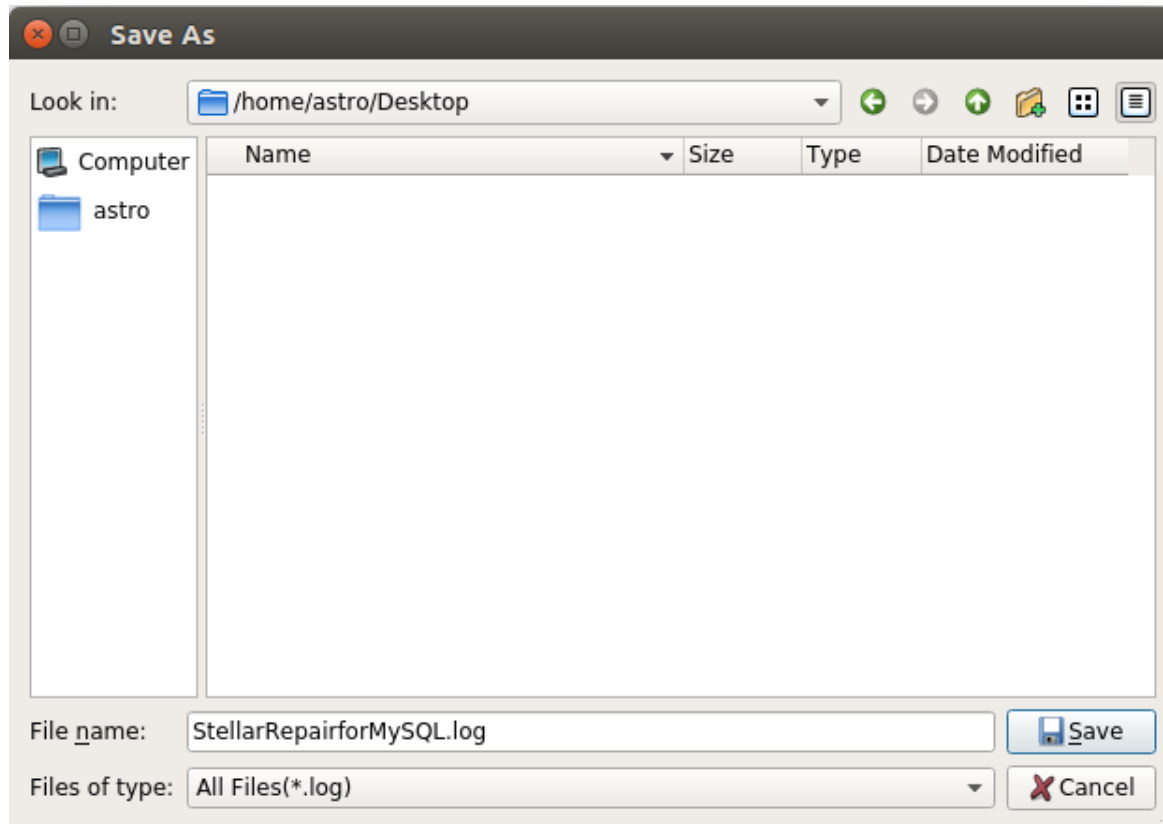
- Click **Browse** to go to the folder where you want to save the repaired file and click **Save** button.
- The file will be saved in the desired format.

3.4. Save Log Report

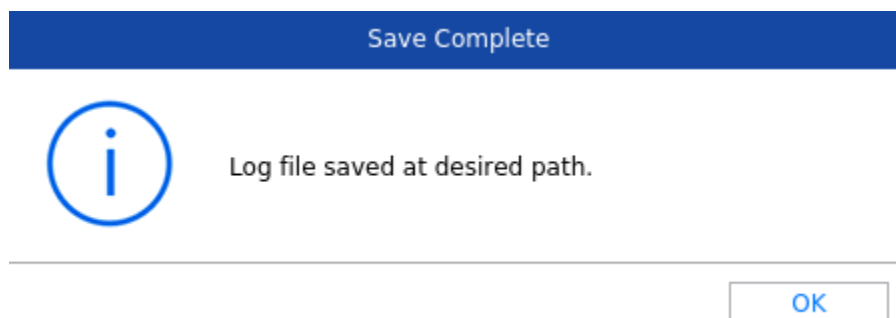
With **Stellar Repair for MySQL**, you can save the Log Report to analyze the repairing process at a later stage. You can view log of the process at the bottom of the user interface. If this pane is not visible, you can enable it by selecting the **Log Window** checkbox in **View** section of **File Ribbon**.

To save log report:

- From **Tools Ribbon**, select **Save Log**.
- In **Save As** dialog box, select the location where you want to save the log report. Click **Save**.



- **Save Complete** dialog box displays. Click **OK**.



To clear log report:

- From **Tools Ribbon**, select **Clear Log**.

4. Frequently Asked Questions (FAQs)

1. What does the demo version of the software do?

Demo version of the software shows only repairs and displays the preview of the database. To save repaired database, you need to purchase and activate the software.

2. Does the recovery software make changes to my original file?

No. The corrupt file is only read by the software.

3. How to know whether the software will be able to recover my database or not?

To know whether the software will be able to recover your corrupt **MySQL** database or not, please try demo version of the software. Scan your file using **Stellar Repair for MySQL** and preview results for your satisfaction.

4. Can Stellar Repair for MySQL recover my deleted MySQL database?

No.

5. How much time Stellar Repair for MySQL will take to scan and repair corrupt/damaged database?

The time taken in scanning and recovering database is totally dependent upon the size of database file.

6. Is MySQL needed to be installed on the system for previewing database?

No.

7. Is MySQL needed to be installed on the system for recovering database?

Yes, MySQL must be installed on the system to recover data from corrupt/damaged MySQL database.

8. Is it possible to know total number of records recovered after a repair process?

Yes. To know how many records have been recovered and other such details, please view **Log Report** in the bottom pane of application user interface.

9. Can I recover database created on a Windows based system?

Yes. You can recover your corrupt/damaged MySQL database even if it has been created on a Windows based system.