



# BitRaser for File

*Installation guide for Version 4*

[Legal Notices](#) | [About Stellar](#) | [Contact Us](#)



# 1. General Information

## 1.1. About BitRaser for File

**BitRaser for File** is a complete solution to maintain your computer privacy by erasing worthless yet sensitive information from your computer. Erased data is beyond recovery. **BitRaser for File** can be used to erase files/folders, Unused space, and System traces.

**BitRaser for File** erases files & folders completely from hard drive. You can select multiple files/folders at a time for erasure. Once files / folders from the Drive are erased using **BitRaser for File** no one will ever be able to recover that data. The software allows you to generate and save the certificate for the successful erasure process.

In addition, it can erase unused space completely such that all traces of previously stored data will be completely removed. When you delete data from hard drive, the data content is not deleted entirely, instead the space occupied by the data is marked as unused space and the new data is written on that unused space.

**BitRaser for File** also erases all the system traces. Operating systems store records of all activities such as browsing Internet and opening documents constantly. In addition, deleted or formatted data leaves traces on hard drive. Data recovery software use these traces to recover data, making the hard drive inefficient.

Extremely secure algorithms which confirm to the US Government DoD standards are used to ensure permanent data deletion. **BitRaser for File** can use any of the algorithms for erasure process. The software is menu driven, simple to use with an intuitive interface, and requires no prior technical skill.

### Key Features

- New and enhanced user interface.
- Support for Mojave 10.14.
- Erases multiple files and folders simultaneously.
- Erases unused space.
- Erases Internet browsing data stored by Web browsers.

- Erases Instant Messaging.
- Erases System Traces.
- Erases Recent File Histories.
- Option to select Erasing algorithm for erasing task.
- Option to search for a specific file using its name.
- Option to generate certificate for the erasure process.
- Option to set preferences.

## 1.2. Contact Information

Our **Technical Support** professionals will give solutions for all your queries related to Stellar products.

- You can either call us or go online to our support section at <http://www.stellarinfo.com/support/>
- For price details and to place the order, click <http://www.stellarinfo.com/data-safety-eraser/wipe-mac/buy-now.php>
- Chat Live with an Online technician at <https://www.stellarinfo.com/>
- Search in our extensive Knowledgebase at <http://www.stellarinfo.com/support/kb/>
- Submit enquiry at <http://www.stellarinfo.com/support/enquiry/>
- E-mail to Stellar Support at [support@stellarinfo.com](mailto:support@stellarinfo.com)

## 1.3. Legal Notices

### Copyright

BitRaser for File software, accompanied user guide and documentation are copyright of Stellar Information Technology Private Limited with all rights reserved. Under the copyright laws, this user guide cannot be reproduced in any form without the prior written permission of Stellar Information Technology Private Limited. No Patent Liability is assumed, however, with respect to the use of the information contained herein.

**Copyright © Stellar Information Technology Private Limited. INDIA.**

### Disclaimer

The Information contained in this manual, including but not limited to any product specifications, is subject to change without notice.

**STELLAR INFORMATION TECHNOLOGY PRIVATE LIMITED PROVIDES NO WARRANTY WITH REGARD TO THIS MANUAL OR ANY OTHER INFORMATION CONTAINED HEREIN AND HEREBY EXPRESSLY DISCLAIMS ANY IMPLIED WARRANTIES OF MERCHANTABILITY OR FITNESS FOR ANY PARTICULAR PURPOSE WITH REGARD TO ANY OF THE FOREGOING STELLAR INFORMATION TECHNOLOGY PRIVATE LIMITED ASSUMES NO LIABILITY FOR ANY DAMAGES INCURRED DIRECTLY OR INDIRECTLY FROM ANY TECHNICAL OR TYPOGRAPHICAL ERRORS OR OMISSIONS CONTAINED HEREIN OR FOR DISCREPANCIES BETWEEN THE PRODUCT AND THE MANUAL. IN NO EVENT SHALL STELLAR INFORMATION TECHNOLOGY PRIVATE LIMITED, BE LIABLE FOR ANY INCIDENTAL, CONSEQUENTIAL SPECIAL, OR EXEMPLARY DAMAGES, WHETHER BASED ON TORT, CONTRACT OR OTHERWISE, ARISING OUT OF OR IN**

CONNECTION WITH THIS MANUAL OR ANY OTHER INFORMATION CONTAINED HEREIN  
OR THE USE THEREOF.

## Trademarks

**BitRaser for File®** is a registered trademark of Stellar Information Technology Private Limited.

macOS is a registered trademark of Apple Inc.  
All Trademarks Acknowledged.

All other brands and product names are trademarks or registered trademarks of their respective companies.

# License Agreement - BitRaser for File

**BitRaser for File**

**Copyright © Stellar Information Technology Private Limited. INDIA**

[www.stellarinfo.com](http://www.stellarinfo.com)

All rights reserved.

All product names mentioned herein are the trademarks of their respective owners.

This license applies to the standard-licensed version of BitRaser for File.

## **Your Agreement to this License**

You should carefully read the following terms and conditions before using, installing or distributing this software, unless you have a different license agreement signed by Stellar Information Technology Private Limited.

If you do not agree to all of the terms and conditions of this License then do not copy, install, distribute or use any copy of BitRaser for File with which this License is included, you may return the complete package unused without requesting an activation key within 30 days after purchase for a full refund of your payment.

The terms and conditions of this License describe the permitted use and users of each Licensed Copy of BitRaser for File. For purposes of this License, if you have a valid single-user license, you have the right to use a single Licensed Copy of BitRaser for File. If you or your organization has a valid multi-user license, then you or your organization has the right to use up to a number of Licensed Copies of BitRaser for File equal to the number of copies indicated in the documents issued by Stellar when granting the license.



## **Scope of License**

Each Licensed Copy of BitRaser for File may either be used by a single person or used non-simultaneously by multiple people who use the software personally installed on a single workstation. This is not a concurrent use license.

All rights of any kind in BitRaser for File, which are not expressly granted in this license, are entirely and exclusively reserved to and by Stellar Information Technology Private Limited. You shall not rent, lease, modify, translate, reverse engineer, decompile, disassemble or create derivative works based on BitRaser for File nor permit anyone else to do so. You shall not make access to BitRaser for File available to others in connection with a service bureau, application service provider or similar business nor permit anyone else to do so.

## **Warranty Disclaimers and Liability Limitations**

BitRaser for File and all accompanying software, files, data and materials are distributed and provided AS IS and with no warranties of any kind, whether expressed or implied. You acknowledge that good data processing procedure dictates that any program including BitRaser for File must be thoroughly tested with non-critical data before there is any reliance on it and you hereby assume the entire risk of all use of the copies of BitRaser for File covered by this License. This disclaimer of warranty constitutes an essential part of this License. In addition, in no event does Stellar authorize you or anyone else to use BitRaser for File in applications or systems where its failure to perform can reasonably be expected to result in a significant physical injury or in loss of life. Any such use is entirely at your own risk and you would not

hold Stellar responsible for any and all claims or losses relating to such unauthorized use.

In no event shall Stellar Information Technology Private Limited or its suppliers be liable for any special, incidental, indirect, or consequential damages whatsoever (including, without limitation, damages for loss of business profits, business interruption, loss of business information, or any other pecuniary loss) arising out of the use of or inability to use the software product or the provision of or failure to provide support services, even if Stellar Information Technology Private Limited has been advised of the possibility of such damages. In any case, Stellar Information Technology Private Limited's entire liability under any provision shall be limited to the amount actually paid by you for the software product.

### **General**

This License is the complete statement of the agreement between the parties on the subject matter and merges and supersedes all other or prior understandings, purchase orders, agreements and arrangements. This License shall be governed by the laws of the State of Delhi, India. Exclusive jurisdiction and venue for all matters relating to this License shall be in courts and fora located in the State of Delhi, India and you consent to such jurisdiction and venue. There are no third party beneficiaries of any promises, obligations or representations made by Stellar herein. Any waiver by Stellar of any violation of this License by you shall not constitute nor contribute to a waiver by Stellar of any other or future violation of the same provision or any other provision of this License.

Copyright © Stellar Information Technology Private Limited. All rights reserved.

## 1.4. About Stellar

**stellar** is the world's foremost Data Care corporation, with expertise in Data Recovery, Data Erasure, Mailbox Conversion, and File Repair software and services. Stellar has been in existence from past 25+ years and is a customer centric, critically acclaimed, global data recovery, data migration & erasure solutions provider with cost effective solutions available for large corporate, SMEs & Home Users. Stellar has a strong presence across USA, Europe & Asia.

### Product Line:

Stellar provides wide range of Do It Yourself (DIY) Software for Consumer as well as Software for Businesses:

#### Data Recovery

---

*A widest range of data recovery software that helps you recover your valued data lost after accidental format, virus problems, software malfunction, file/directory deletion, or even sabotage!*

#### File Repair

---

*The most comprehensive range of file repair software for Windows, Mac and Linux. Recover your files, which have been infected by viruses, malwares or have been damaged by improper shutdown and other corruption-related issues.*

#### Data Erasure

---

*Best software for IT assets disposition. Secure and erase variety of storage media and files from PC/Laptop, Servers, Rack Drives or Mobile devices. Data once erased cannot be recovered by using any data recovery software or service.*



[Know More -->](#)

[Know More -->](#)



[Know More -->](#)

## Email Repair & Converter

---

*Robust applications to restore inaccessible mailboxes of MS Exchange, Outlook, AppleMail, Thunderbird, Eudora, Spicebird, Entourage, and Pocomail mailbox. Also, tools to convert mailboxes and database files from one format to another.*

## Database Repair

---

*Professional and reliable software to repair corrupt or damaged database for Microsoft SQL Server, QuickBooks®, Microsoft Access, SQLite and many more.*

## Email Backup Tools

---

*Fully featured backup utilities that provides a comprehensive solution in case of any disaster. These software facilitates taking back up of all your mails, contacts, tasks, notes, calendar entries, journals etc. with full & incremental backup options.*



[Know More -->](#)

[Know More -->](#)

[Know More -->](#)

## Photo and Video Tools

---

*Professional tools to rebuild damaged or corrupt photos, videos, audios, and other multimedia files, from Window and Mac systems. Recover files from hard drives, memory cards, iPods, USB flash drives, digital cameras, IBM Micro Drives and more.*

## Utility Tools

---

*A range of utility software such as SpeedUp Mac, Drive Clone and Partition Manager for Mac systems as well as Password Recovery for Windows and Password Recovery for Windows Server based systems*

## Stellar Toolkits

---

*Stellar also provides toolkits that are combination of Powerful Tools Designed for Data Recovery, File repair, Mailbox repair and File Conversion. All in one power packed toolkits to meet the need of every business.*



Know More -->

Know More -->

Know More -->

For more information about us, please visit [www.stellarinfo.com](http://www.stellarinfo.com).



## 2.1. Installing the Software

Before installing the software, ensure that your system meets minimum system requirements.

### Minimum System Requirements

- **Processor** : Intel (G4 or later)
- **Operating System** : Mac OS X 10.9 onwards
- **Memory** : 2 GB RAM (4 GB recommended)
- **Hard Disk** : 200 MB of free space

### Steps to install BitRaser for File

To install **BitRaser for File**, follow these steps:

- Unpack **BitRaserforFile.dmg.zip** file.
- Decompressing the zip file and double click the **dmg** file. This step will mount a virtual volume - **BitRaserforFile**.
- Double-click **BitRaserforFile** volume to open **BitRaser for File** application window.
- Drag **BitRaser for File** file to the **Applications** folder.
- To launch the software, double click on **BitRaser for File** file in **Applications** folder.
- This displays **License Agreement**. If user accepts the **License Agreement**, then the software is launched; otherwise, it terminates.

To remove the software, drag and drop **BitRaser for File** file from **Applications** folder to trash.

## 2.2. Launching the Software

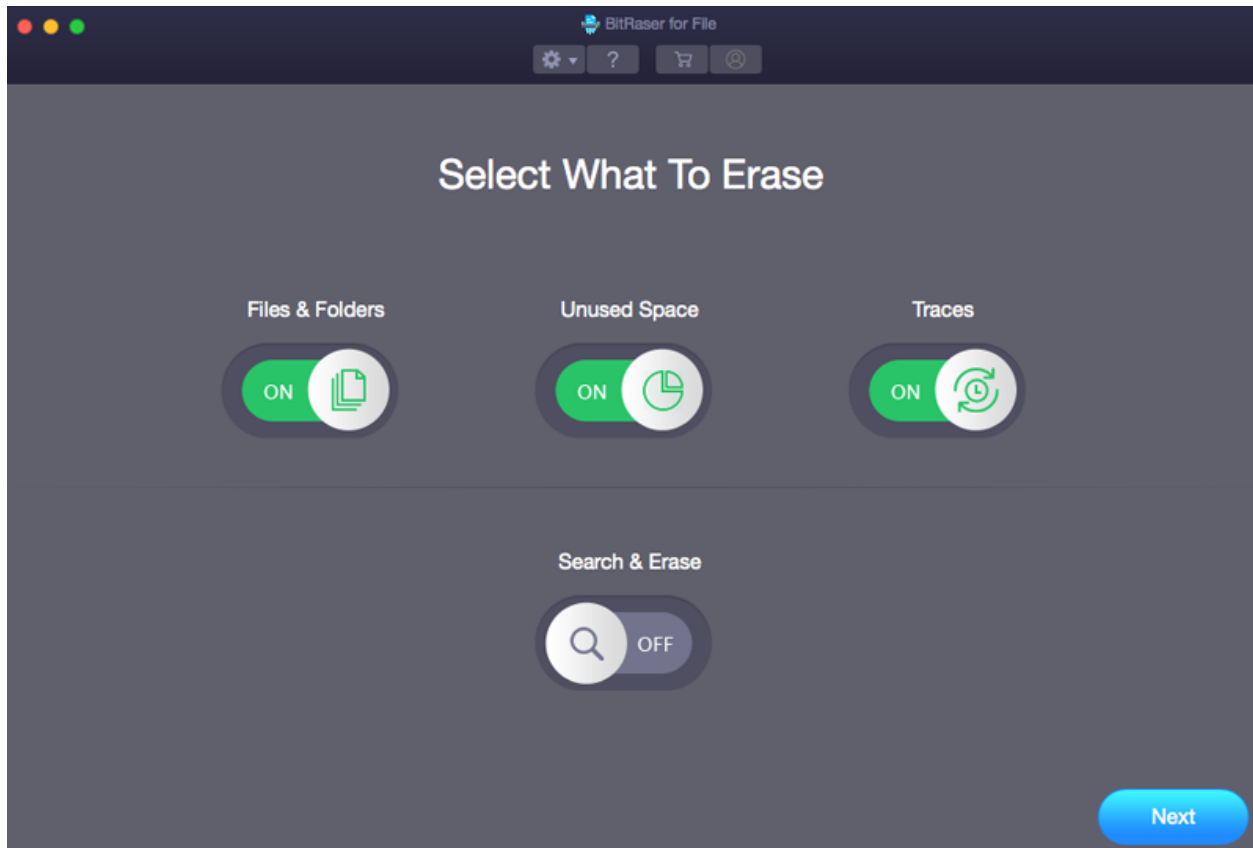
Follow any of the following methods to run **BitRaser for File** on a Mac system.

- Double click on **BitRaser for File** file in **Applications** folder.
- Double-click on **BitRaser for File** desktop shortcut (if it is created).
- Click on **BitRaser for File** icon in the dock (if it is created).



## 2.3. User Interface

Upon launching **BitRaser for File**, you get an interface as shown below:



Options present on the main user interface are :

Select What To Erase:

- **Files & Folders:** Using this option, you can erase any file/folder from the drive.
- **Unused Space:** Using this option, you can erase the unused or free space from the drive.
- **Traces:** Using this option, you can erase internet activity, recent file histories, system traces, and application traces.
- **Search & Erase:** Using this option, you can search for multiple files in your computer's drives, folders and sub folders by its name and erase them.

## 2.3.1. Ribbons

### BitRaser for File

#### About BitRaserforFile

Use this option to read information about BitRaser for File.

#### Hide BitRaserforFile

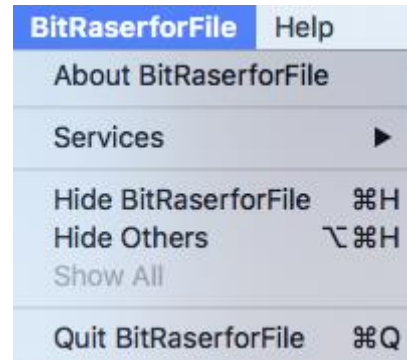
Use this option to hide the icon of this software on your screen.

#### Hide Others

Use this option to hide other software icons on your screen.

#### Quit BitRaserforFile

Click on this option to exit from the software.



### Help

#### Help Topics

Use this option to view the detailed help manual of the software.

#### Order BitRaser for File

Use this option to [buy](#) BitRaser for File.



### **Email to Stellar Support**

Use this option to e-mail back and forth with the Stellar Support team.

### **View Support Section**

Use this option to view the [support page](#) of [stellarinfo.com](#).

### **Submit Enquiry**







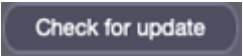

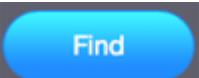

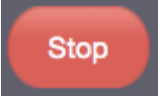
Use this option to [submit enquiry](#) to [stellarinfo.com](#).

### **View Knowledge Base Articles**

Use this option to visit [KnowledgeBase](#) articles of [stellarinfo.com](#).

## 2.3.2. Buttons

You will make use of the following buttons while using **BitRaser for File**.

	<b>Preferences</b> Click this button to set preferences for BitRaser for File and personalize the process.
	<b>Help</b> Click this button to open user help guide.
	<b>Buy</b> Click this button to <a href="#">buy</a> BitRaser for File.
	<b>Activation</b> Click this button to activate the software after successful purchase.
	<b>Back</b> Click this button anytime to move to previous screen of the current screen.
	<b>Forward</b> Click this button anytime to move to next screen of the current screen.
	Click this button to check for the latest updates available.
	Click this button to start erasure process.
	Click this button to search the desired files for erasure.
	Click this button to move to the next window.
	Click this button to stop or abort the process.

## 2.4. Ordering the Software

### Order BitRaser for File

The software can be purchased online. For price details and to place an order, click [here](#).

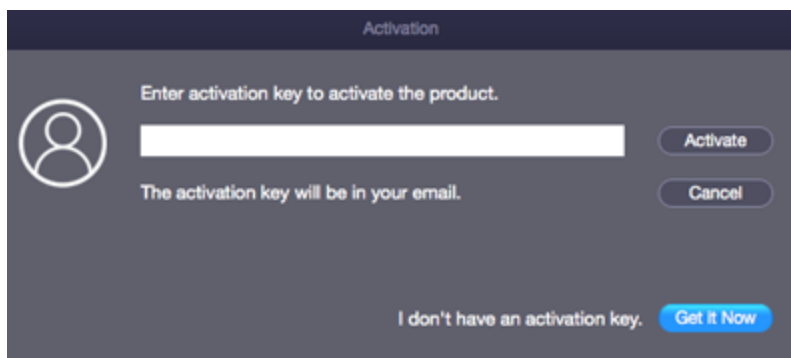
Once the order is confirmed, a pre-paid activation key will be sent through e-mail, which would be required to activate the software.

## 2.5. Activating the Software

The demo version is for evaluation purpose only. You need to activate the software to use it's full functionality. Use the Activation Key received via email after purchasing the software to activate it.

To activate the software:

1. Run **BitRaser for File**.
2. Click the **Activation** button. Activation window is displayed as shown below:



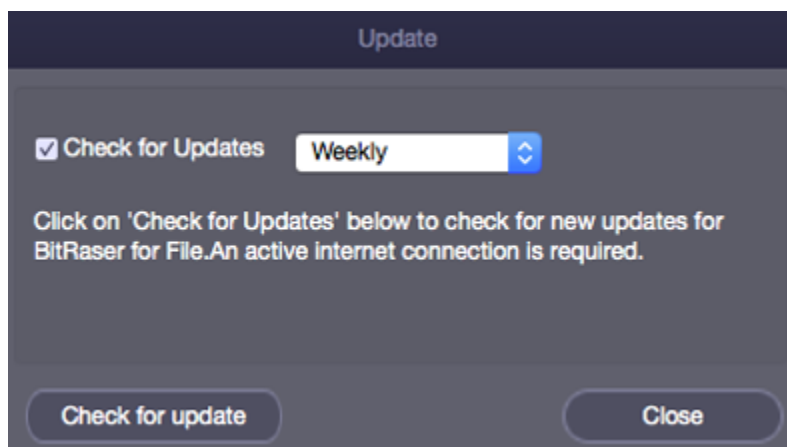
3. If you don't have the activation key, click **Get it Now** button in the window to purchase the software.
4. Once the order is confirmed, an Activation Key is sent to the e-mail that you have provided while purchasing the software.
5. Paste or type the **Activation Key** (received through e-mail after purchasing the product) and click **Activate** button (**Please ensure an active Internet connection**).
6. **BitRaser for File** automatically communicates with the license server to verify the entered key. If the entered key is valid, activation is completed successfully.
7. '**BitRaser for File activated successfully**' message is displayed. Click **OK**.

## 2.6. Updating the Software

Stellar releases periodical software updates for **BitRaser for File** software. You can update the software to keep it up-to-date. These updates can add a new functionality, feature, service, or any other information that can improve the software. Update option of the application is capable of checking for latest updates. This will check for both latest minor and major versions available online. You can easily download minor or major version through the update wizard. While updating the software, it's recommended to close all the running programs.

### To update BitRaser for File:

- On the ribbon bar, click **Preferences** option.
- Click **Update**. The dialog box displays:



- Select **Check for updates** option and specify frequency to check for updates - Daily, Weekly or Monthly.

### Live Update may not happen due to following reasons:

- Internet connection failure
- Updates are not available
- Unable to download configuration files
- Unable to locate updated files or version
- Unable to locate executable file